










www.sse.com.cn

2023			2023	12	31
156,000,000	10	2.34	36,504,000		
			30.30%		

1

2



SMBB

MBB

SMBB

SmartWire 0BB

HJT



I

1

2

3

BOM

MES

4

OEM/ODM

1.

(1)

2021 3

2023 7

6,700

51%

48%

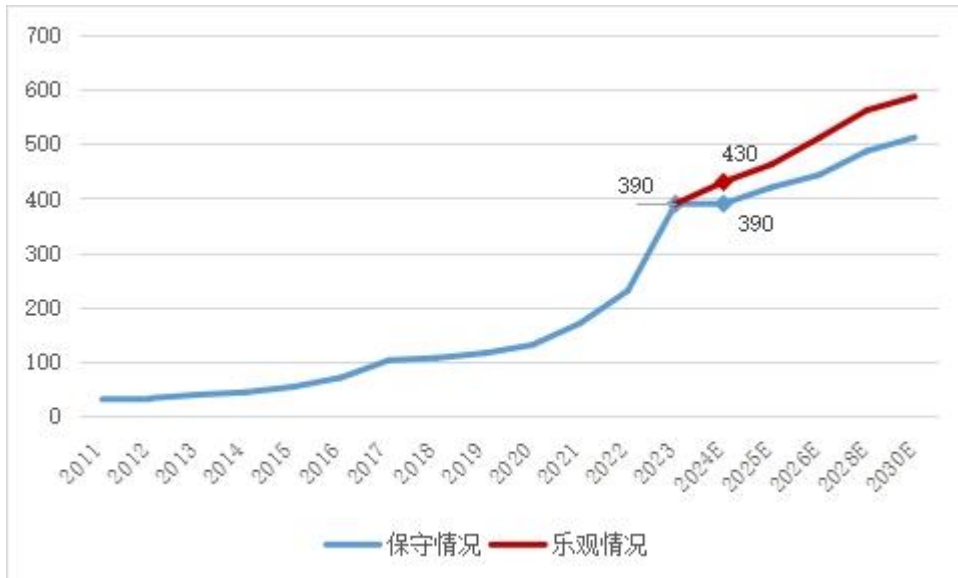
2020-2023



(2)

2023 7 16
2023
2023 11 15
2024
2030
2030
2023
2023
2024
2023
2023
2024
2030
216.88GW
145.12%
499GW
69.3%
190-220GW
390-430GW

2011-2023 GW

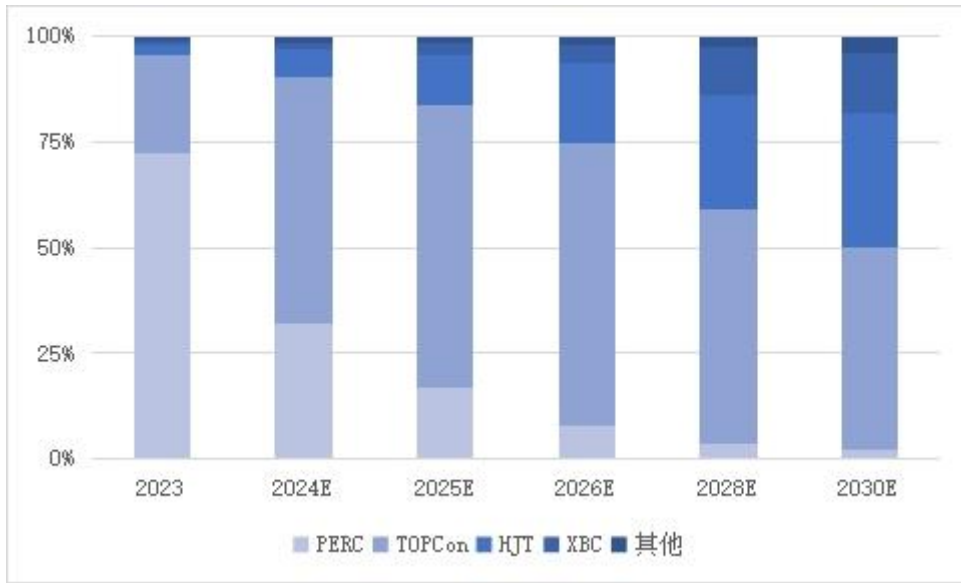


2023 23.0% HJT
2022 26.5%
2030 0.9%
P N
N
TOPCon
N

95% N

2022-2030

%



2010

SMBB

16BB

2023
87.5%

TOPCon

9BB-11BB

2BB

SMBB

(3)

2021

2023 6

+

2024 2

2027

PCS

CQC UL CB RoHS FCC() IC() VDE

CE

3.

3C

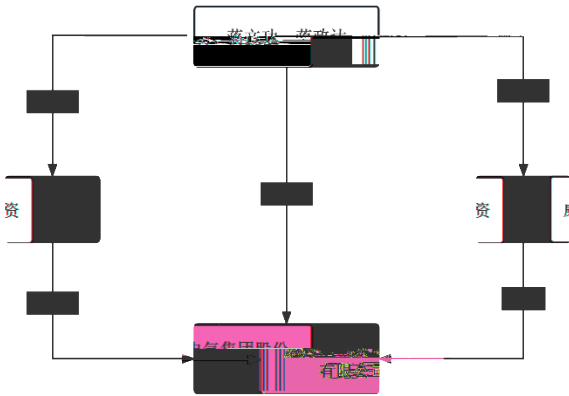
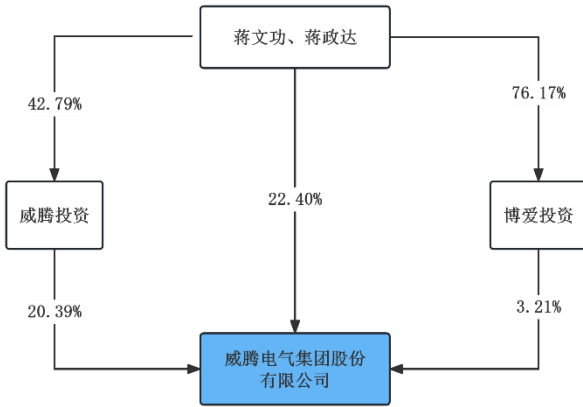
2023 N

TOPCon

HJT XBC

--	--	--	--	--	--

	1-3	4-6	7-9	10-12
	430,451,200.85	603,510,103.59	973,700,915.04	840,001,756.92
	13,285,171.43	25,232,088.90	46,246,459.03	35,699,831.57
	10,329,039.86	24,666,325.16	46,051,872.00	36,252,199.97
	-64,389,348.88	-173,806,116.31	-124,584,782.14	143,502,861.67



1.20
28.48
72.30% 2023
74.03%
87.37%
9,198.51
54.74%